

High Speed Door Albany RR3000 ISO

ASSA ABLOY

ASSA ABLOY Entrance Systems

The global leader in
door opening solutions

Fast speed meets excellent
thermal performance



Thermal Insulation

50mm thick insulated door panel.
Minimal heat loss. No condensation.
Outstanding U-Value.

Clean Design

Side frames and covers feature
clean design.

Fast Speeds

Opening speeds of up to 2.1m/s
helps maintain thermal performance
while improving the flow of traffic.

The Albany RR3000 ISO combines the superior thermal performance of a sectional door with the fast speeds and operational efficiency of a high-speed roller door with flexible curtain. This next generation, hybrid solution from ASSA ABLOY Entrance Systems opens and closes with maximum speed and minimum energy loss.



For distributors, logistic centers, public facility warehouses, general manufactures and much more – the Albany RR3000 ISO can be suited for highly specific and complex business requirements. The thick thermal insulated door panel keeps indoor conditions stable and outdoor weather where it belongs. Plus, it's attractive, modern design can enhance a building's facade.

Sustainable Solution for Energy Savings

Large, energy-hungry facilities face difficult environmental challenges. Entrance automation is the first step to controlling excessive energy usage and improving building performance and efficiency. The 50mm thick, thermal insulated door panel on the Albany RR3000 ISO features a thermal break within each door slat, ensuring minimal heat flow from inside to outside. This design guarantees optimal thermal performance, with minimal heat loss and no condensation. Improved sealing around the perimeter of the door limits air leakage and helps support an increased U-Value. The Albany RR3000 ISO can optimize the energy-performance of any building and help you meet your sustainability goals.

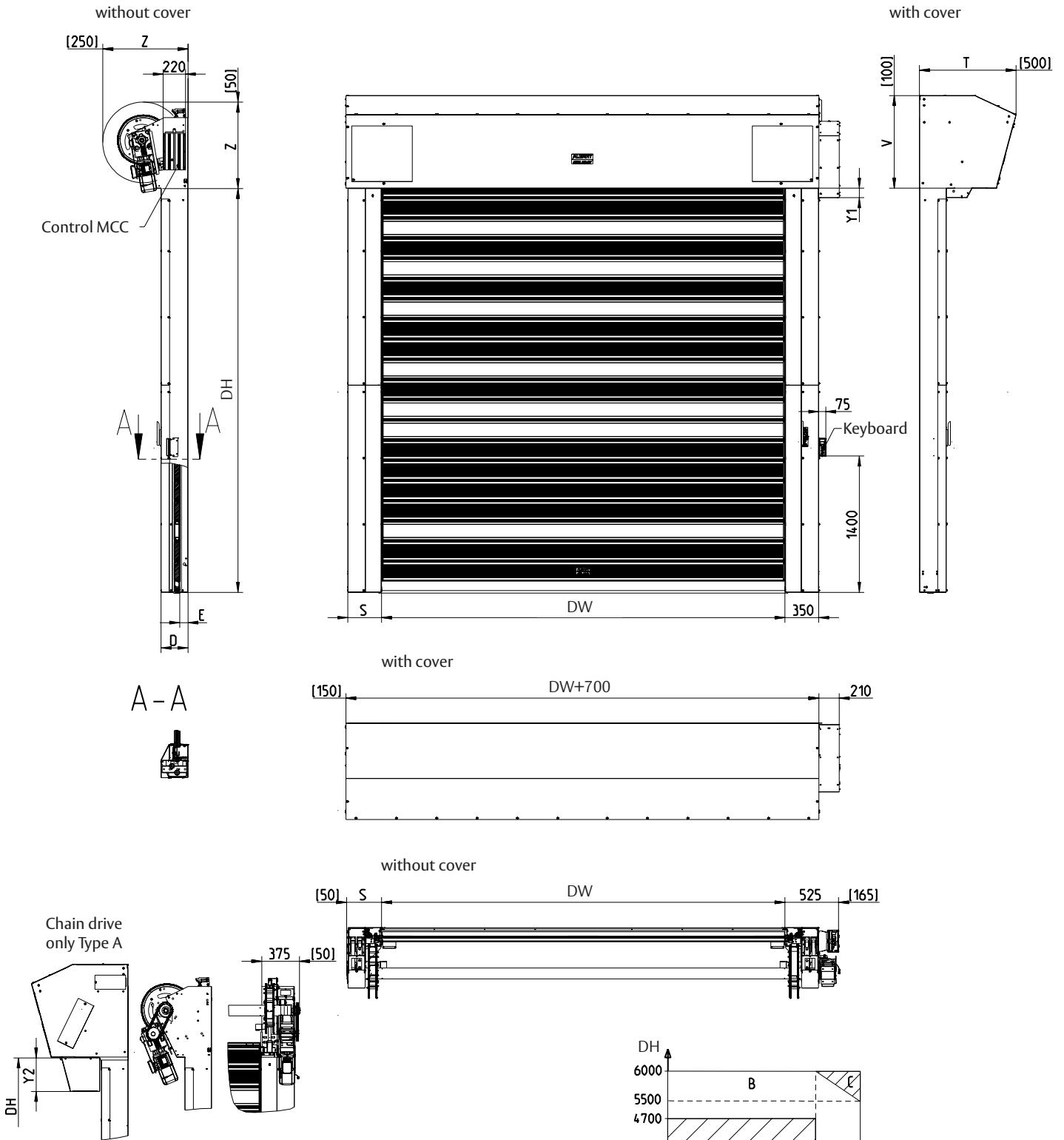


All Weather Design for All Day Operation

The Albany RR3000 ISO has a seamless construction with no hinges, brackets or rollers for continuous usage and smooth operations all day, every day. The door panel is designed to prevent the slats from touching one another as the door rolls up and down. This makes the Albany RR3000 ISO incredibly quiet, durable and less sensitive to wear and tear.

These smart design elements also make the Albany RR3000 ISO simple to maintain. In high traffic areas, doors face the risk of being impacted. If the Albany RR3000 ISO is hit, the damaged slat can be easily removed and replaced in minutes, while the door remains operational and business keeps flowing.

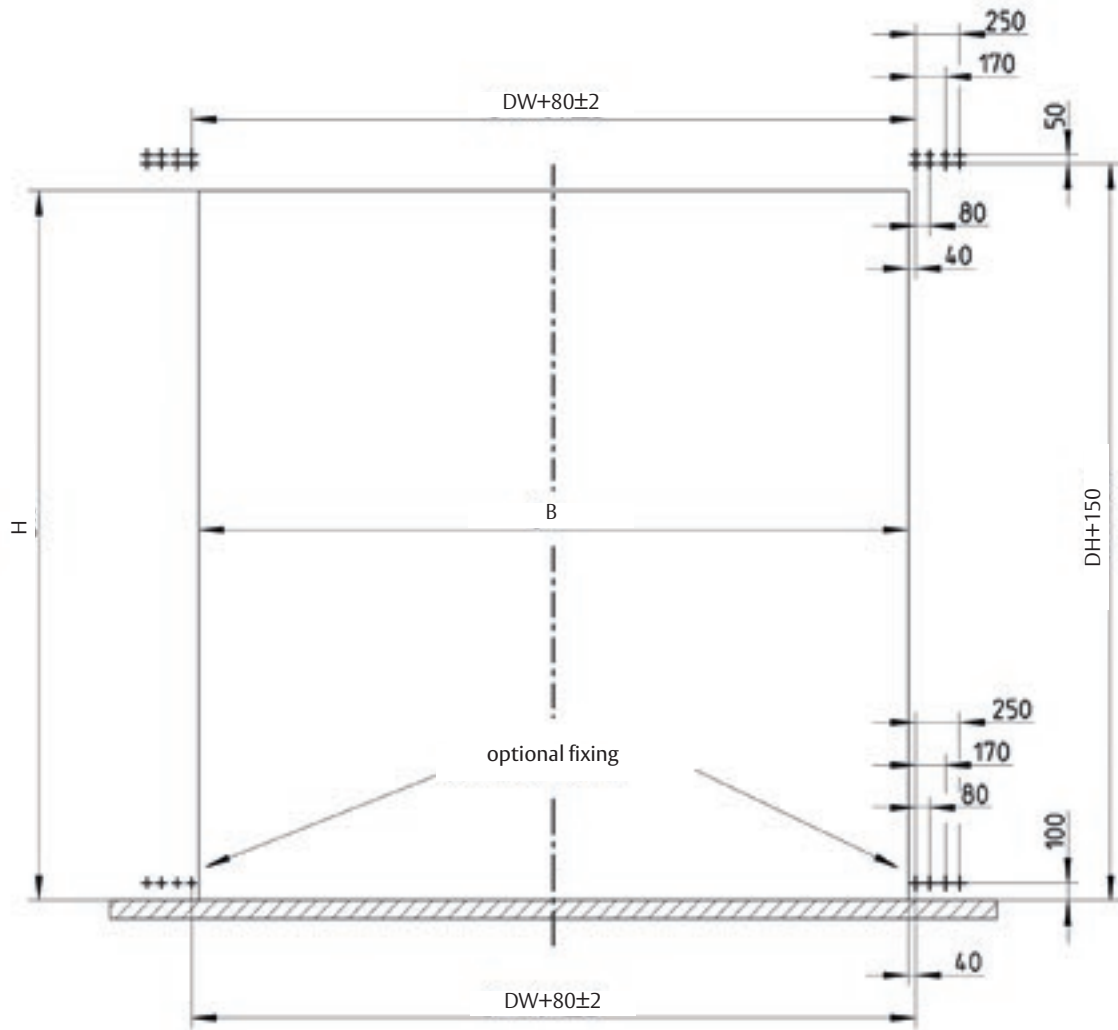
Drawing Albany RR3000 ISO



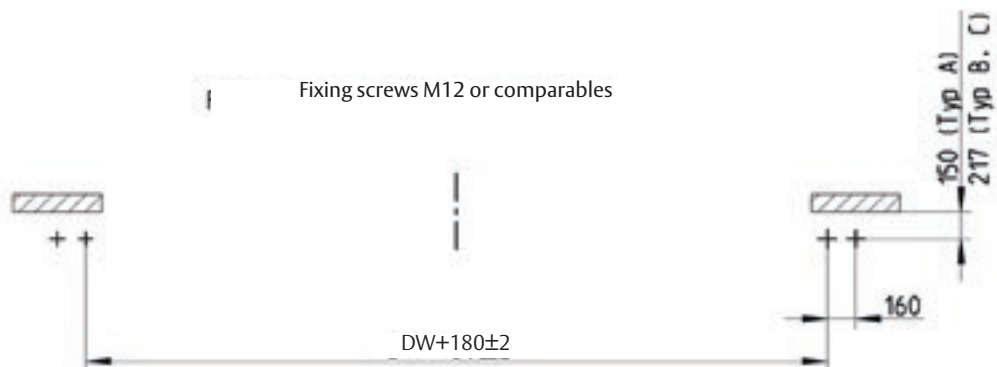
Door type	E	D	Z	S	V	T	Y1	Y2
Type A	84	267	880	350	920	960	105	330
Type B	151	334	990	350	1030	1090	40	-
Type C				450				

[] = Space needed for installation

Fixing Plan Albany RR3000 ISO



Fixing screws M12 or comparables




Technical Information Albany RR3000 ISO

Speeds	
Opening Speed	Up to 2,2 m per second
Closing Speed	Up to 0,7 m per second
Door Dimensions	
Max Width	7000 mm
Max Height	6000 mm
Min Width	1250 mm
Min Height	2500 mm
Safety Features	
Light Curtain	✓
Self-testing safety edge + door line photocell	•
Operation during power failure	
Emergency crank (limited to partial height by spring force)	✓
Manual opening and closing by means of a chain hoist	•
Wind Resistance	
Wind Resistance (EN 12424)	DW ≤ 5000 mm: class 3 DW > 5000 mm: class 2
Torbehang	
Heat transfer Coefficiency	Door blade 1,4 W/m²K Complete door min 2,0 W/m²K (Depending on door size and specification)
Temperature range	-20°C to +40°C (mounting side)
Extended seal	•
Door Components	
Curtain Slats	Insulated sandwiched slats (50 × 200 mm) with thermally separated metal sheet trays ✓ RAL 9006 • Painting in RAL colours
Window Slats	• Framed with anodized aluminum
Side Frames	✓ Galvanized steel side frames • RAL powder coated optional
Top and Drive Cover	✓ Galvanized steel side frames • RAL powder coated optional
Control and Drive System	
MCC VectorControl™	Standard, variable frequency drive with soft start / soft stop and absolute encoder
Motor Power	1,1 KW
Protection	IP 55
Mains Connection	3L/(N)/PE 380/400/415/440/480 V, 50/60 Hz²
Chain drive to reduce space for installation on the side	•

We offer various options and actuation devices.

- Option
- ✓ Standard



Smart Header Design

The design prevents door slats from touching one another as door opens and closes for fast, smooth and quiet operations.



Surface Structure

Increases stiffness and wind load.



Light Grid

Smart safety system is integrated into the side frames and eliminates contact with objects and people in doorway.



Why choose a high speed door

- A high speed door improves the efficiency and performance of any building.
- Increases the overall U-value of a building when installed at busy entrances that require a high number of open and close cycles per day.
- Doors only open and close for each individual unit of traffic through the opening – doors are not left open during processes such as loading and unloading.
- Improves interior conditions for a positive work environment.
- Ensures the safe and effortless flow of vehicles, goods and people.



Albany RR300 ISO: The next generation of rigid high speed doors

Efficient, sophisticated and safe, the new Albany RR3000 ISO from ASSA ABLOY Entrance Systems incorporates the thermal insulation of a traditional sectional door with the advanced performance of a high speed door. Its impressive styling adds elegance, and its resilient design ensures a long life of superior operations. With decades of expertise, we design our doors to be the perfect fit for your facility, taking pride to ensure high quality, superior safety and optimal performance.



ASSA ABLOY Entrance Systems is a leading supplier of entrance automation solutions for efficient flow of goods and people. With our globally recognized product brands Besam, Crawford, Albany and Megadoor, we offer products and services dedicated to satisfying end-user needs for safe, secure, convenient and sustainable operations.

ASSA ABLOY Entrance Systems is a division within ASSA ABLOY.

ASSA ABLOY

assaabloyentrance.com



ASSA ABLOY Entrance Systems

info.aaes@assaabloy.com
assaabloyentrance.com

Follow us:



Please enter ASSA ABLOY Entrance in the channel's search field.